

Permit Activity, June 17

WHATCOM COUNTY PLANNING & DEVELOPMENT
2017 June



CURRENT MONTH		
SINGLE FAMILY RESIDENCES	ISSUED	VALUATION
NEW - RESIDENTIAL	46	13,966,827
NEW - DUPLEX		
ADDITION/REMODEL	16	2,029,675
CONVERT TO LIVING		
DEMOLITION (SINGLE FAMILY)	5	44,000
MOVE TO SITE		
REPLACE/REPAIR		
RE-ROOF / SIDE ONLY	1	4,777
TOTAL	68	\$16,045,279.13

MOBILE HOMES	ISSUED	VALUATION
NEW - MOBILE HOME	3	227,088
ADDITION TO MOB		
CONVERT TO STORAGE		
REPLACEMENT	1	5,000
TEMP MOBILE		
TOTAL	4	\$232,088.00

DETACHED BUILDINGS	ISSUED	VALUATION
NEW - AG BARN / STORAGE		
NEW - GARAGE	2	120,712
NEW - OTHER TYPE BLDG		
NEW - OTHER TYPE STRUCTURES		
NEW - STORAGE	10	556,925
ADDITION / REMODEL		
CONVERT TO OTHER		
DEMOLITION (DETACHED)	2	6,000
MOVE TO SITE		
REPLACE / REPAIR	1	9,000
RE-ROOF ONLY		
TOTAL	15	\$692,636.70

COMMERCIAL	ISSUED	VALUATION
NEW - 3 - 4 UNIT APARTMENTS		
NEW - 5 + UNIT APARTMENTS		
NEW - AIRPORT FACILITIES		
NEW - AMUSEMENT, SOCIAL, REC		
NEW - CHURCHES & OTH RELIGIOUS		
NEW - FIRE STATIONS / MEDIC ONE		
NEW - HOSPITALS / INSTITUTIONAL		
NEW - HOTEL / MOTEL / TOUR. CAB		
NEW - INDUSTRIAL		
NEW - MIXED USE		
NEW - OFFICE, BANKS, PROF		
NEW - OTHER PORTABLES		
NEW - OTHER TYPE BLDGS	1	140,000
NEW - OTHER TYPE STRUCTURES	1	100,924
NEW - PORTABLE CLASSROOM		
NEW - PUBLIC WORKS & UTILITY		
NEW - SCHOOLS & OTHER ED		
NEW - STORAGE BLDGS		
NEW - STORES & CUSTOMER SERV	1	1,000
NEW - WAREHOUSE		
ADDITION / REMODEL	4	58,852
CHANGE OF USE / TEN IMPROV / OCC		
CONVERT		
DEMOLITION (COMMERCIAL)	1	15,000
MOVE TO SITE		
REPLACE / REPAIR	2	16,224
RE-ROOF ONLY		
TOTAL	10	\$332,000.13

MONTHLY TOTAL	
ISSUED	VALUATION
97	\$17,302,003.96

YEAR TO DATE	
ISSUED	VALUATION
160	47,547,078
62	4,773,315
2	161,765
10	66,750
2	111,690
8	611,136
244	\$53,271,734.40

MOB	ISSUED	VALUATION
22	1,267,527	
13	482,560	
35	\$1,750,087.00	

DET	ISSUED	VALUATION
11	503,867	
7	289,976	
5	35,603	
51	2,356,610	
2	37,670	
6	32,852	
9	175,288	
91	\$3,431,865.10	

COM	ISSUED	VALUATION
4	1,726,204	
2	274,620	
1	900,000	
1	878,122	
1	140,000	
12	905,506	
2	504,195	
1	199,308	
1	1,000	
2	1,261,280	
15	1,163,302	
8	486,054	
1	15,000	
17	7,497,879	
68	\$15,952,469.21	

YEARLY TOTAL	
ISSUED	VALUATION
438	\$74,406,155.71



YEAR TO DATE

**BLDG PERMITS
VALUATION**

in thousands

June

**Comparing
2016 to 2017**

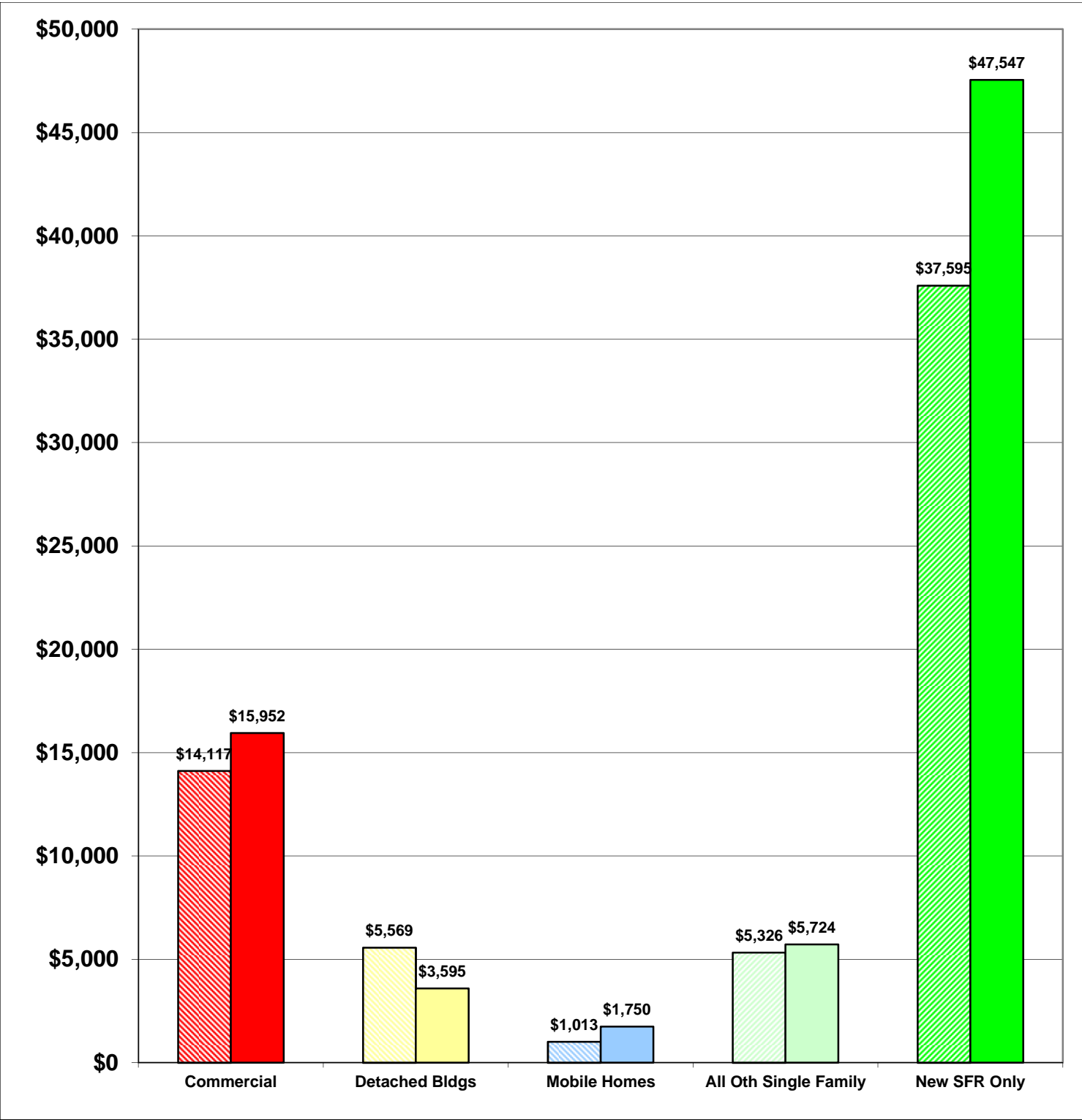
**2016 \$63,620
2017 \$74,568**

17%

Total Increase

Stripe = 2016 Solid = 2017

Year to Date Valuation Report
June-17





BLDG PERMITS ISSUED

June

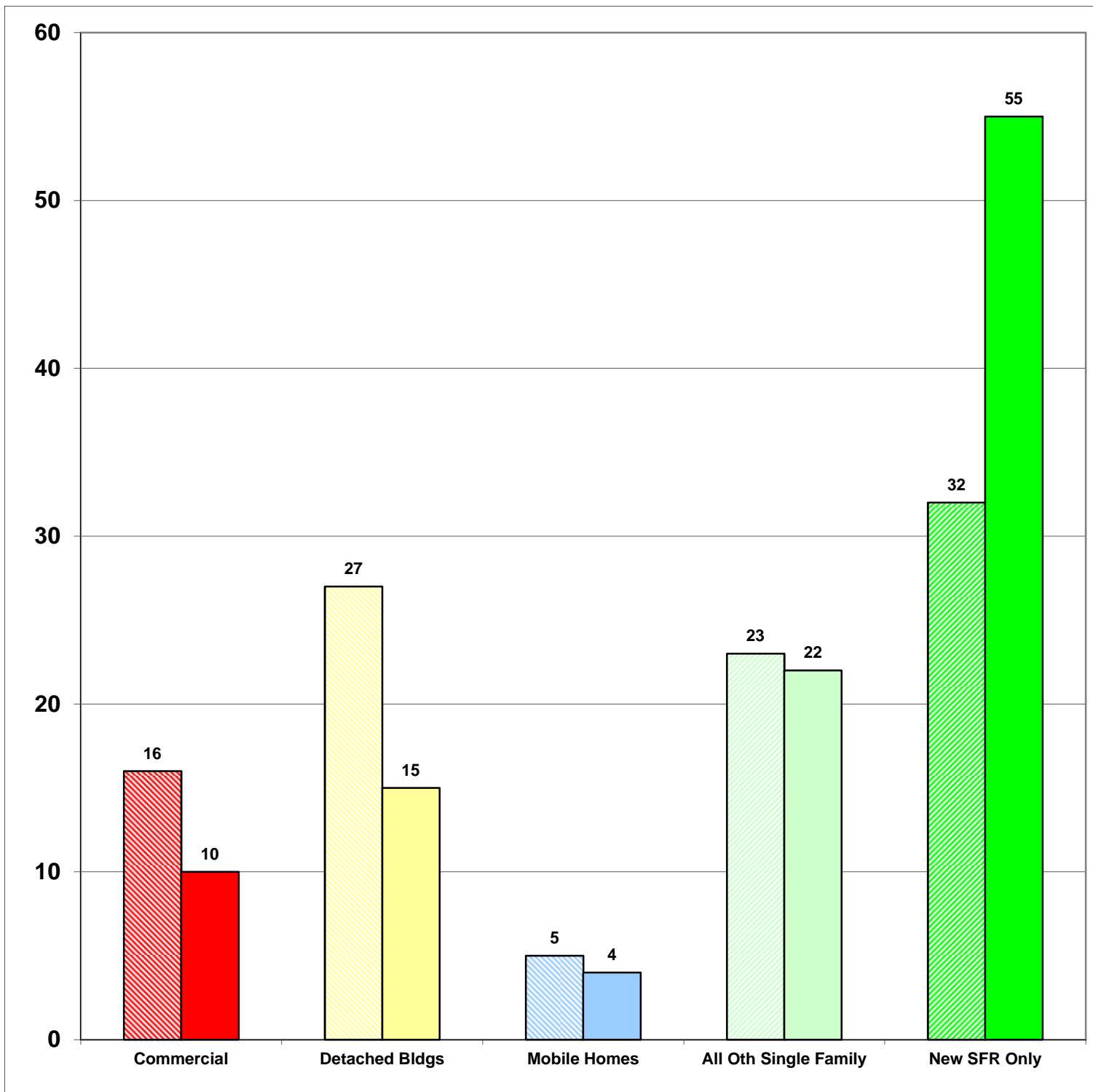
Comparing
2016 to 2017

Jun-16 103
Jun-17 106

3%
Total Increase

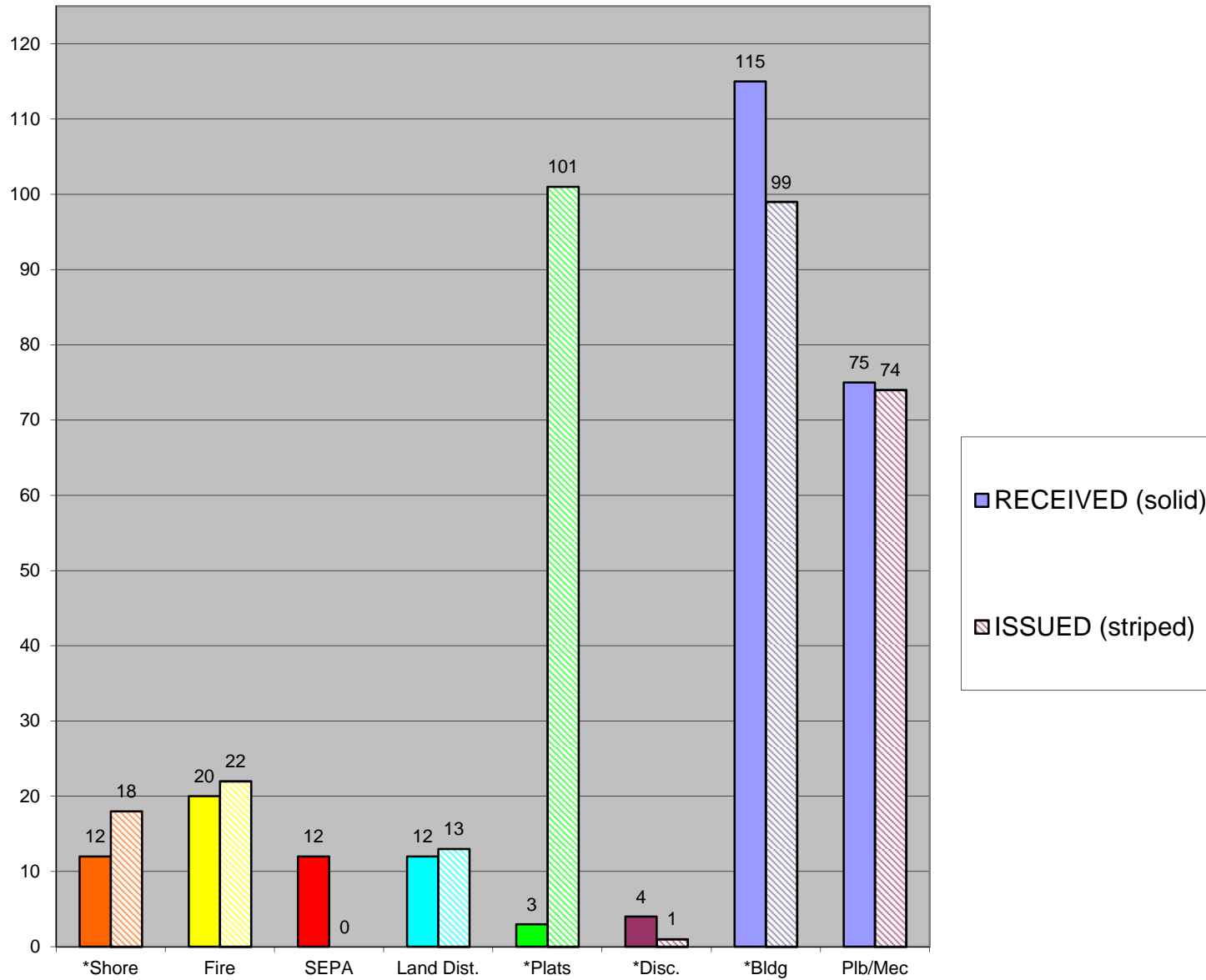
Stripe = 2016 Solid = 2017

Monthly Report
June-17





**CASES
 RECEIVED
 and
 ISSUED
 2017
 June**



Stripe = Issued
 Solid = Received

Monthly Permit Report
 June-17

*Shore = SHC, SHR, SHV, SHX
 *Plats = LSS, SSS, BSP, PUD, MDP
 *Disc = ADM, APL, CUP, NON, VAR
 *Bldg = COM, DET, MOB, SFR



YEAR TO DATE

**BLDG PERMITS
ISSUED**

JAN - DEC

**Comparing
2016 to 2017**

2016 378

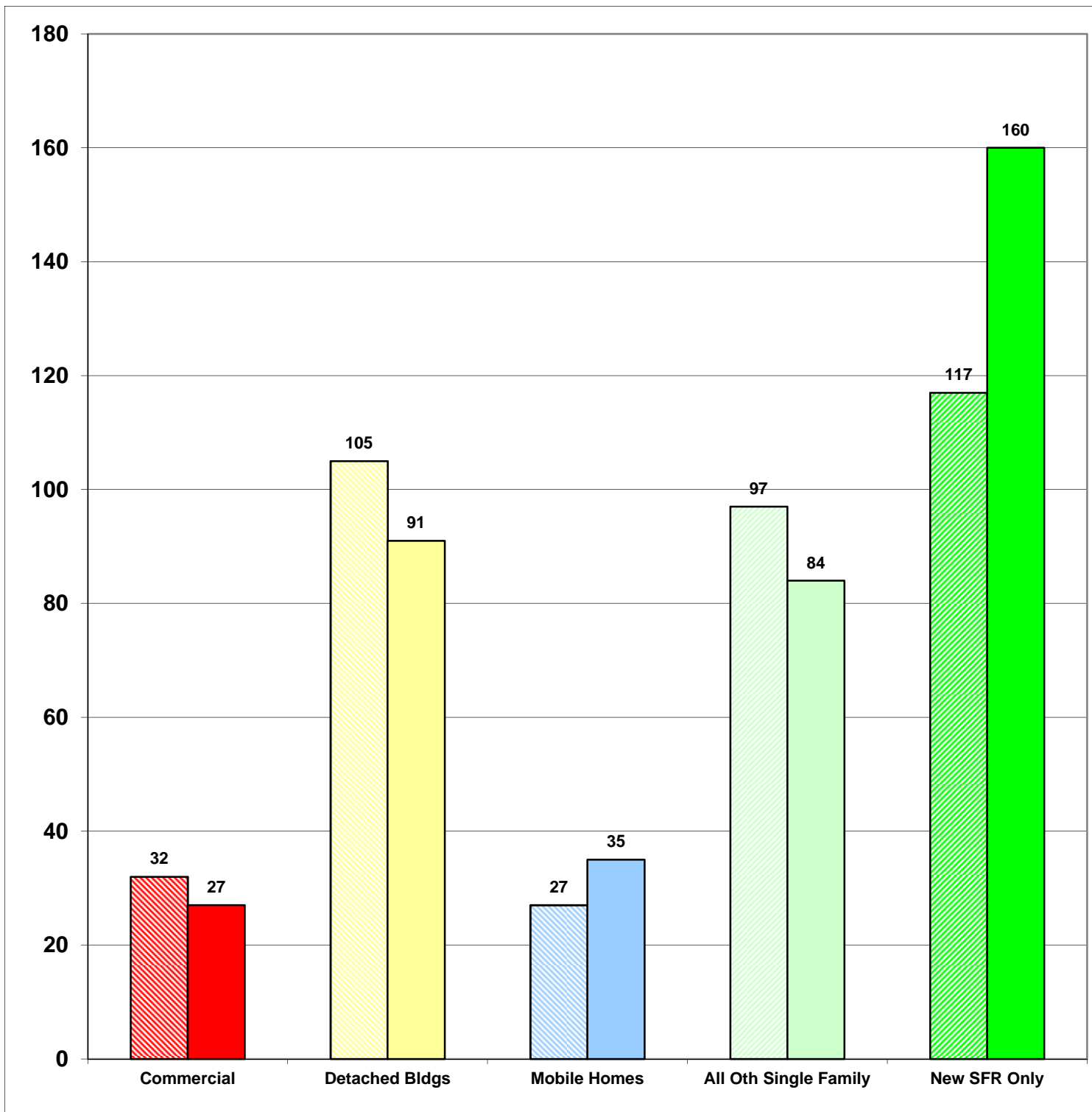
2017 397

5%

Total Increase

Stripe = 2016 Solid = 2017

**Year to Date Report
June-17**





YEAR TO DATE

**BLDG PERMITS
APPLIED FOR**

JAN - DEC

**Comparing
2016 to 2017**

2016 452

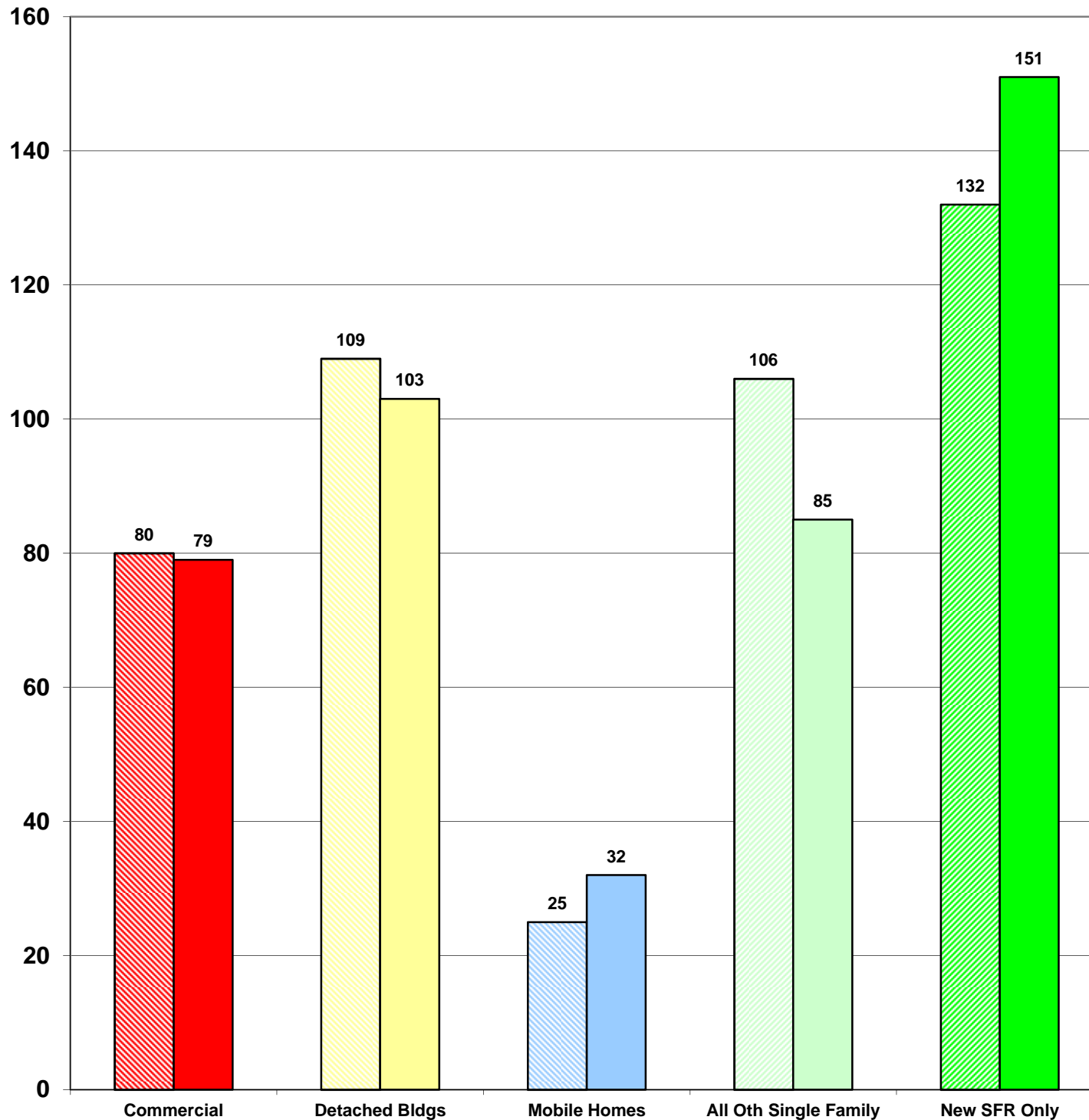
2017 450

0%

Total Increase

Stripe = 2016 Solid = 2017

**Year to Date Report
June-17**

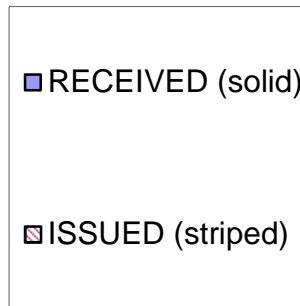
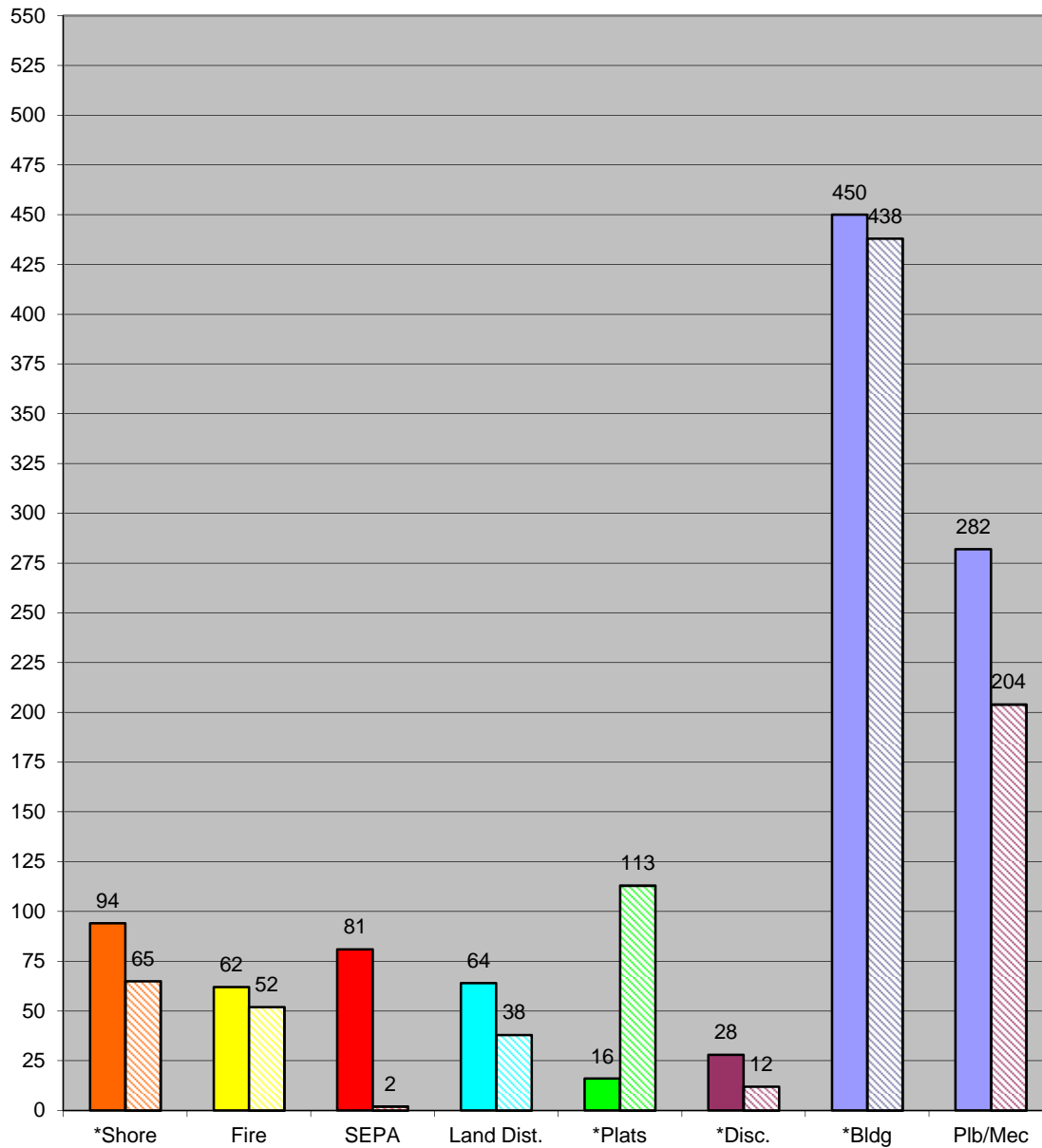




YEAR TO DATE

**CASES
RECEIVED
and
ISSUED**

JAN - DEC



Stripe = Issued
Solid = Received

Year to Date Report
June-17

- *Shore = SHC, SHR, SHV, SHX
- *Plats = LSS, SSS, BSP, PUD, MDP
- *Disc = ADM, APL, CUP, NON, VAR
- *Bldg = COM, DET, MOB, SFR